



Stress, Health, & Coping

Radwan Banimustafa MD

Introduction: What Is Stress?

- ★ Stress – a negative emotional state occurring in response to events that are perceived as taxing or exceeding a person's resources or ability to cope
 - Whether or not we experience stress largely depends on:
 1. Our cognitive appraisal of an event and
 2. The resources that we have to deal with the event
 - Health psychology – the branch of psychology that studies how psychological factors influence health, illness, medical treatment, and health-related behaviors
 - Health psychologists are guided by the biopsychosocial model – states that health and illness are determined by the complex interaction of biological, psychological, and social factors

The Biomedical Model

Biological Factors



Illness

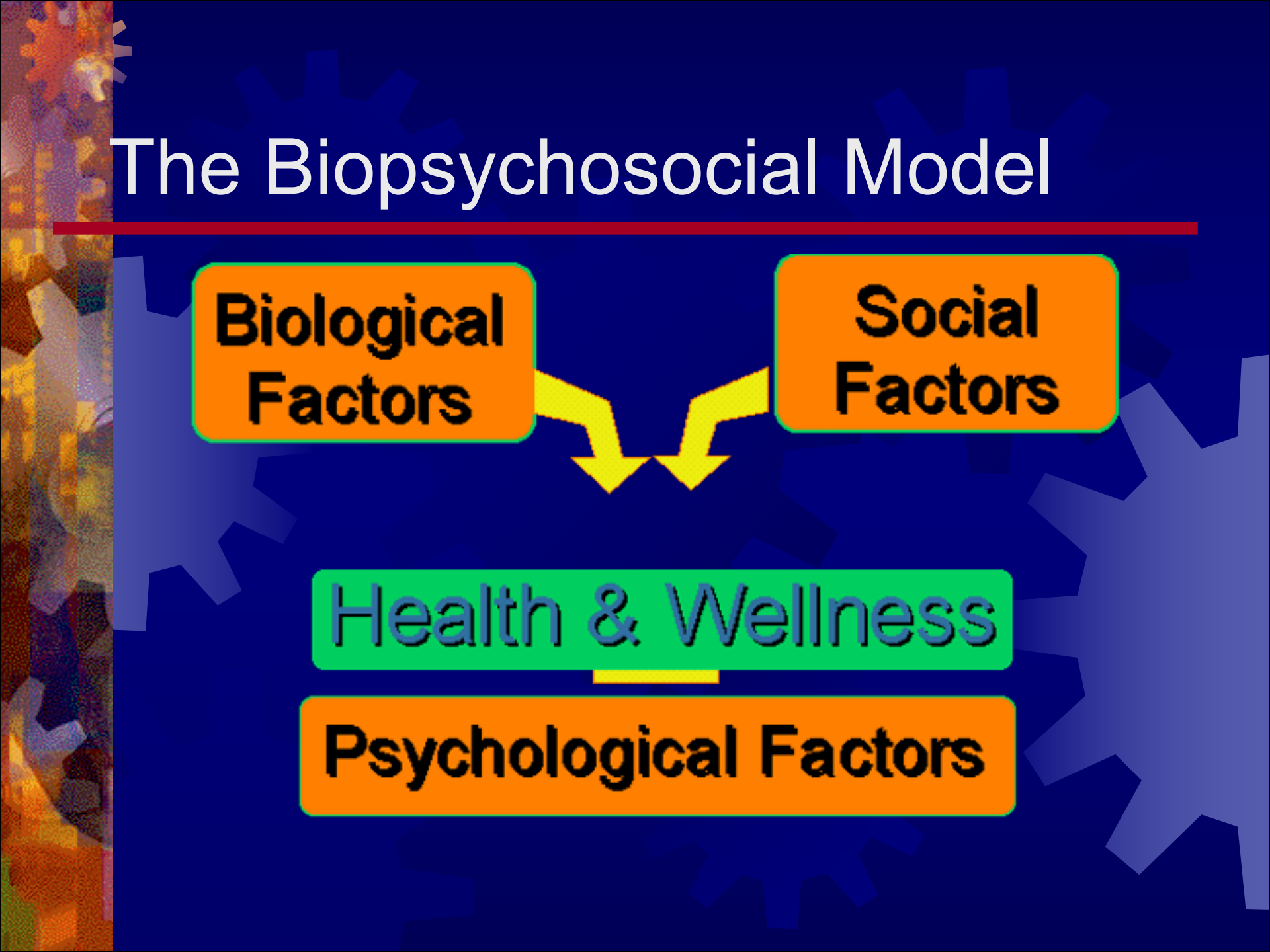
The Biopsychosocial Model

**Biological
Factors**

**Social
Factors**

Health & Wellness

Psychological Factors



What Is Stress?

☀ Sources of Stress

- ☀ Life is filled with potential stressors – events or situations that produce stress
 - Life events and change
 - To measure the amount of stress people experienced, early stress researchers Holmes and Rahe developed the Social Readjustment Rating Scale
 - Includes 43 life events that require some level of adaptation
 - Each life event is assigned a numerical rating that estimates its relative impact in terms of life change units
 - Holmes and Rahe found that people who had more than 150 life change units within a year had an increased rate of physical or psychological illness

What Is Stress?

☀ Life events and change

- Several problems with the life events approach have been identified
 1. The link between scores on the Social Readjustment Rating Scale and the development of physical and psychological problems is relatively weak
 - In general, these scores are not very good predictors
 2. The Social Readjustment Rating Scale does not take into account a person's subjective appraisal of an event, response to that event , or ability to cope with the event
 3. The life events approach assumes that change in itself, whether good or bad, produces stress
- The Social Readjustment Rating Scale is still used in stress research, and there have been recent efforts to update it to take into account the influences of gender, age, marital status, and other characteristics

What Is Stress?

☀ Daily hassles

- ☀ Psychologist Lazarus emphasized the importance of cognitive appraisal in the stress response
 - He demonstrated the significance of everyday hassles in producing stress
- ☀ Lazarus and colleagues developed a scale to measure daily hassles – everyday occurrences that annoy and upset people
 - One reason that daily hassles can take a toll on us is that such minor stressors are cumulative

What Is Stress?

- ✦ Conflict: torn between two choices
 - ✦ Another source of stress is conflict – feeling pulled between two opposing desires, motives, or goals
 - Three basic types of conflicts are described in terms of approach and avoidance
 - An individual is motivated to approach desirable or pleasant outcomes and to avoid undesirable or unpleasant outcomes
 1. Approach-approach conflict – represents a win-win situation; you're faced with a choice between two equally appealing outcomes
 2. Avoidance-avoidance conflict – a more stressful conflict; you are required to choose between two unappealing or undesired outcomes
 3. Approach-avoidance conflict – most common conflict; a single goal has both desirable and undesirable aspects – faced with an approach-avoidance conflict, people often vacillate, unable to decide whether to approach or avoid the goal

What Is Stress?

- ★ Social and cultural sources of stress

- ★ When people live in an environment that is inherently stressful, they often experience ongoing, or chronic, stress
 - People in the lowest socioeconomic levels of society tend to have the highest levels of psychological distress, illness, and death
- ★ Stress can also result when people encounter different cultural values



Physical Effects of Stress: The Mind-Body Connection

- ✦ Stress can indirectly affect a person's health by prompting behaviors that jeopardize physical well-being
- ✦ Stress can directly affect physical health by altering bodily functions, leading to symptoms, illness, or disease

Physical Effects of Stress: The Mind-Body Connection

☀ Stress and the endocrine system

☀ Walter Cannon: stress and the fight-or-flight response

- Fight-or-flight response – a rapidly occurring chain of internal physical reactions that prepare people either to fight or take flight from an immediate threat
 - First described by American physiologist Cannon, who found that the fight-or-flight response involves both the sympathetic nervous system and the endocrine system
 - With the perception of a threat, the hypothalamus and lower brain structures activate the sympathetic nervous system,
 - Which stimulates the adrenal medulla to secrete hormones called catecholamines – including adrenaline and noradrenaline



Physical Effects of Stress: The Mind-Body Connection

☀ Stress and the endocrine system

- ☀ Hans Selye: stress and the general adaptation syndrome
 - Canadian endocrinologist Selye was a pioneer in stress research
 - He found that rats exposed to prolonged stressors had the same pattern of physical changes:
 - First the adrenal glands became enlarged
 - Second, stomach ulcers and loss of weight occurred
 - Third, there was shrinkage of the thymus gland and the lymph glands, two key components of the immune system



Physical Effects of Stress: The Mind-Body Connection

☀ Stress and the endocrine system

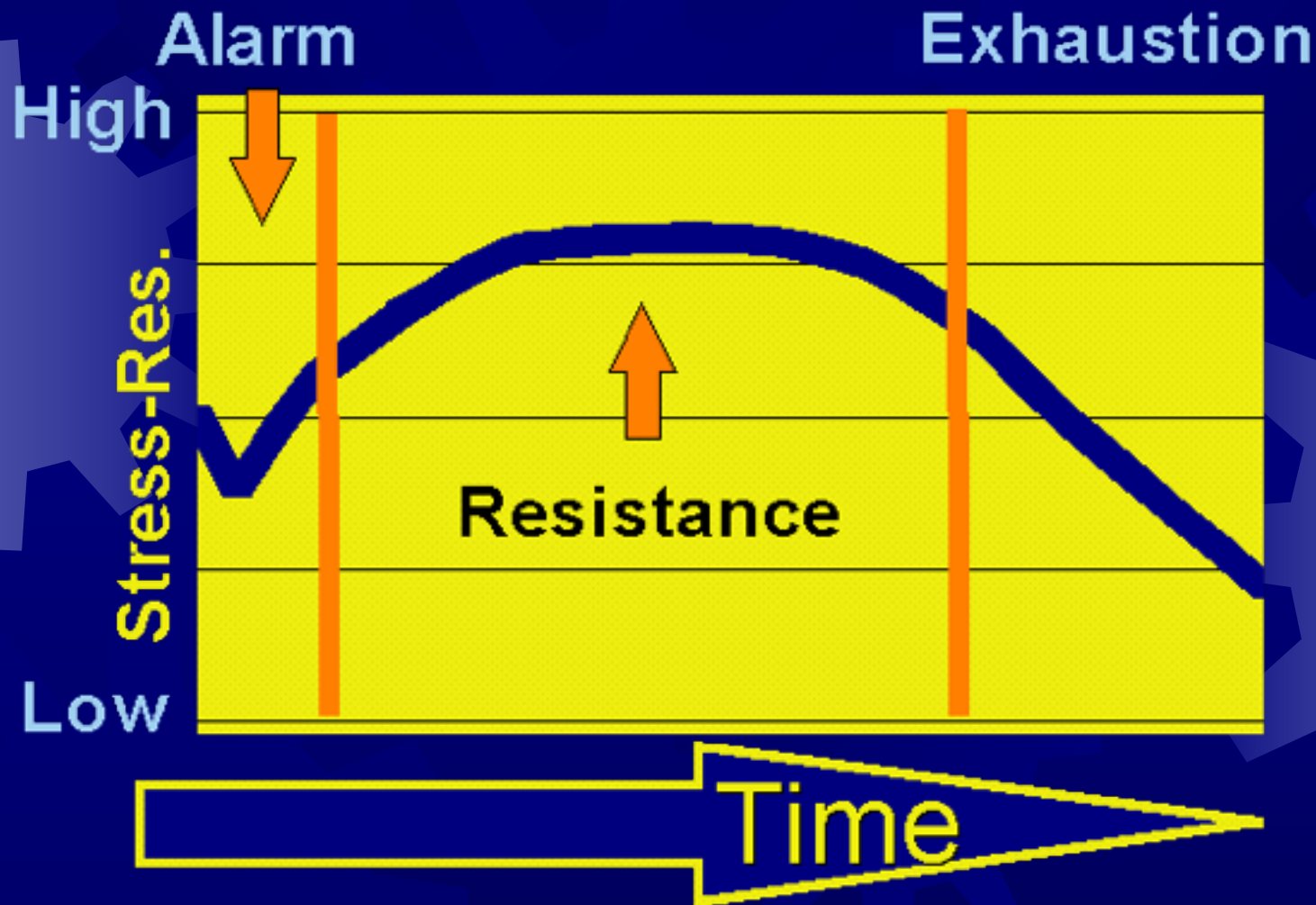
- ☀ The general adaptation syndrome is Selye's term for the three-stage progression of physical changes that occurs when an organism is exposed to intense and prolonged stress
 - During the initial alarm stage, intense arousal occurs as the body mobilizes internal physical resources to meet the demands of the stress-producing event
 - In the resistance stage, the body actively tries to resist or adjust to the continuing stressful situation
 - If the stress-producing event persists, the exhaustion stage may occur

How the body deals with stress

General Adaptation Syndrome(Selye 1956)

- ✦ Alarm: a threat mobilizes body resistance to stress
- ✦ Resistance: stress resistance reaches its maximum
- ✦ Exhaustion: The organism's resources for dealing with stress are exhausted -- stress resistance drops off

General Adaptation syndrome



(Selye, 1956)

Physical Effects of Stress: The Mind-Body Connection

☀ Stress and the endocrine system

- ☀ Selye found that prolonged stress activates a second endocrine pathway that involves the hypothalamus, the pituitary gland, and the adrenal cortex
 - In response to a stressor, the hypothalamus signals the pituitary gland to secrete adrenocorticotrophic hormone (ACTH)
 - ACTH stimulates the adrenal cortex to release stress-related hormones corticosteroids
 - The most important of these is cortisol
 - In the short run, the corticosteroids help protect the body against the harm caused by stressors

Physical Effects of Stress: The Mind-Body Connection

☀ Stress and the immune system

- ☀ Stress can diminish the effectiveness of the immune system – the body's system for detecting and battling invaders such as bacteria, viruses, and tumor cells
- The most important elements of the immune system are lymphocytes.
 - The new field of psychoneuroimmunology
 - Psychologist Ader teamed up with immunologist Cohen and demonstrated that immune system functions could be influenced by the brain
 - Ader and Cohen's study helped establish a new interdisciplinary field (psychoneuroimmunology) which is the scientific study of interconnections among psychological processes, the nervous and endocrine systems, and the immune system

Physical Effects of Stress: The Mind-Body Connection

☀ Stress and the immune system

☀ Psychoneuroimmunologists have made many important discoveries

1. The central nervous system and the immune system are directly linked via sympathetic nervous system fibers
2. The surfaces of lymphocytes contain receptor sites for neurotransmitters and hormones, including catecholamines and cortisol
3. Lymphocytes themselves produce neurotransmitters and hormones

Effect of chronic stress

- ✱ Reduced T-cells
- ✱ Reduced salivary immunoglobulin IgA
- ✱ Slow lymphocytes DNA repair system
- ✱ Life-style changes

Individual Factors That Influence Our Response to Stress

★ Psychological factors

- ★ Personal control – research consistently shows that having a sense of control over a stressful situation reduces the impact of stressors and decreases feelings of anxiety and depression
 - If you feel you can control a stressor by taking steps to minimize or avoid it, you will experience less stress,
 - Both subjectively and physiologically
 - In contrast, feeling a lack of control over events produces all the hallmarks of the stress response
 - The perceptions of personal control in a stressful situation must be realistic to be adaptive

Individual Factors That Influence Our Response to Stress

★ Psychological factors

★ Explanatory style: optimism vs. pessimism

- Psychologist Seligman found that how people characteristically explain their failures and defeats makes the difference
 - People who have an optimistic explanatory style tend to use external, unstable, and specific explanations for negative events
 - People who have a pessimistic explanatory style use internal, stable, and global explanations for negative events
- In contrast to an optimistic explanatory style, a pessimistic explanatory style is associated with more stress and poorer physical health

Individual Factors That Influence Our Response to Stress

☀ Psychological factors

☀ Chronic negative emotions

- Friedman and Booth-Kewley reported that people who are habitually anxious, depressed, angry, or hostile are more likely to develop a chronic disease
- Chronically tense, angry, and unhappy people experience more stress than do happier people
 - They also report more frequent and more intense daily hassles than people who are generally in a positive mood
 - And they react much more intensely, and with far greater distress, to stressful events

Individual Factors That Influence Our Response to Stress

☀ Psychological factors

☀ Type A behavior and hostility

- Cardiologists Meyer Friedman and Ray Rosenman described the Type A behavior pattern
 - A behavioral and emotional style characterized by a sense of time urgency, hostility, and competitiveness
- In contrast, people who were more relaxed and laid back were classified as displaying the Type B behavior pattern
- The most critical health-compromising component of Type A behavior is hostility
 - Tendency to feel anger, annoyance, resentment, and contempt, and to hold negative beliefs about human nature in general
- High hostility levels increase the likelihood of dying from all natural causes, including heart disease and cancer
 - Hostile Type A's tend to react more intensely to a stressor than other people do
 - Because of their attitudes, hostile men and women tend to create more stress in their lives

Type A Behavior


Anger

Hostility

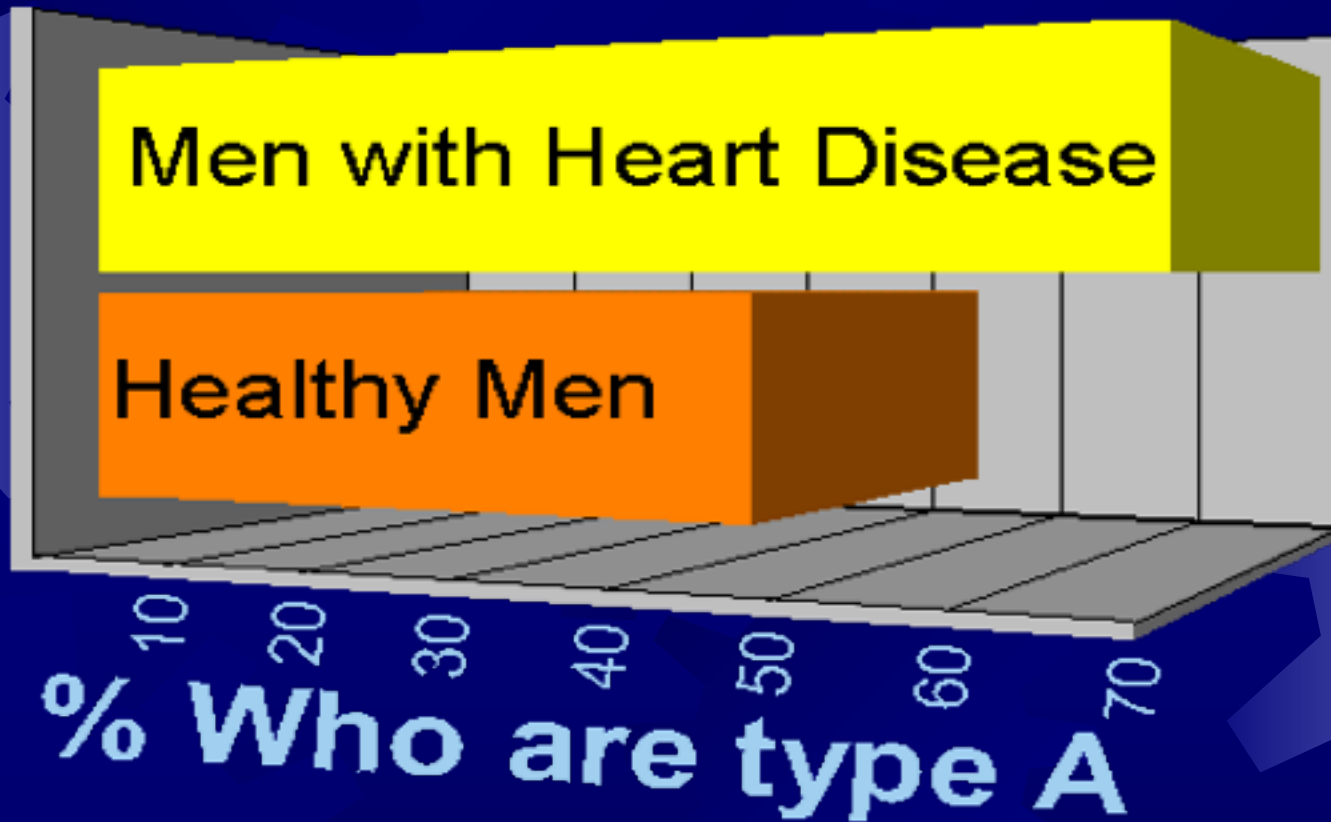
Impatience

Time
Urgency

Competitiveness



Type A & Heart Disease



(Miller, et.al, 1991)

Individual Factors That Influence Our Response to Stress

☀ Social factors

- ☀ Social support – the resources provided by other people in times of need
 - How social support benefits health – social support may benefit our health and improve our ability to cope with stressors in several ways
 1. The social support of friends and relatives can modify our appraisal of a stressor's significance
 - Including the degree to which we perceive it as threatening or harmful
 2. The presence of supportive others seems to decrease the intensity of physical reactions to a stressor
 3. Social support can influence our health by making us less likely to experience negative emotions

Individual Factors That Influence Our Response to Stress

☀ Social factors

- ☀ Relationships with others also can be a significant source of stress
 - When other people are perceived as being judgmental, their presence may increase the individual's physical reaction to a stressor
 - Stress may also increase when well-meaning friends or family members offer unwanted or inappropriate social support

Individual Factors That Influence Our Response to Stress

★ Social factors

- ★ Gender differences in the effects of social support
 - Women may be particularly vulnerable to some of the problematic aspects of social support
 - Women are more likely than men to serve as providers of support, which can be a very stressful role
 - Women may be more likely to suffer from the stress contagion effect
 - Becoming upset about negative life events that happen to other people they care about
 - Men tend to rely heavily on a close relationship with their spouse, placing less importance on relationships with other people
 - Because of their smaller social network, men are more vulnerable to social isolation after the loss of a spouse



Coping: How People Deal With Stress

- ★ Two ways of coping: problem- and emotion-focused coping
 - Coping involves efforts to change circumstances, or your interpretation of circumstances,
 - To make them more favorable and less threatening
 - Coping tends to be a dynamic, ongoing process
 - When coping is effective, we adapt to the situation, and stress is reduced
 - Maladaptive coping can involve thoughts and behaviors that intensify or prolong distress or that produce self-defeating outcomes
 - Adaptive coping responses serve many functions
 - They involve realistically evaluating the situation and determining what can be done to minimize the impact of the stressor



Coping: How People Deal With Stress

★ Two ways of coping: problem- and emotion-focused coping

- Adaptive coping responses serve many functions
 - They involve realistically evaluating the situation and determining what can be done to minimize the impact of the stressor
 - They involve dealing with the emotional aspects of the situation
 - They are directed toward preserving important relationships during stressful experiences
- Psychologists Lazarus and Folkman described two basic types of coping
 - Problem-focused coping – refers to coping efforts primarily aimed at directly changing or managing a threatening or harmful stressor
 - Emotion-focused coping – refers to coping efforts primarily aimed at relieving or regulating the emotional impact of a stressful situation



Coping: How People Deal With Stress

- ✦ Problem-focused coping strategies: changing the stressor
 - Problem-focused coping strategies represent actions that have the goal of changing or eliminating the stressor
 - When people use aggressive or risky efforts to change the situation, they are engaging in confrontive coping
 - When people rationally analyze the situation, identify potential solutions, then implement them, they are engaging in planful problem solving



Coping: How People Deal With Stress

- ✦ Emotion-focused coping strategies: changing your reaction to the stressor
- ✦ When the stressor is one over which we can exert little or no control, we often focus on dimensions of the situation that we can control;
 - ✦ The emotional impact of the stressor on us

Coping: How People Deal With Stress

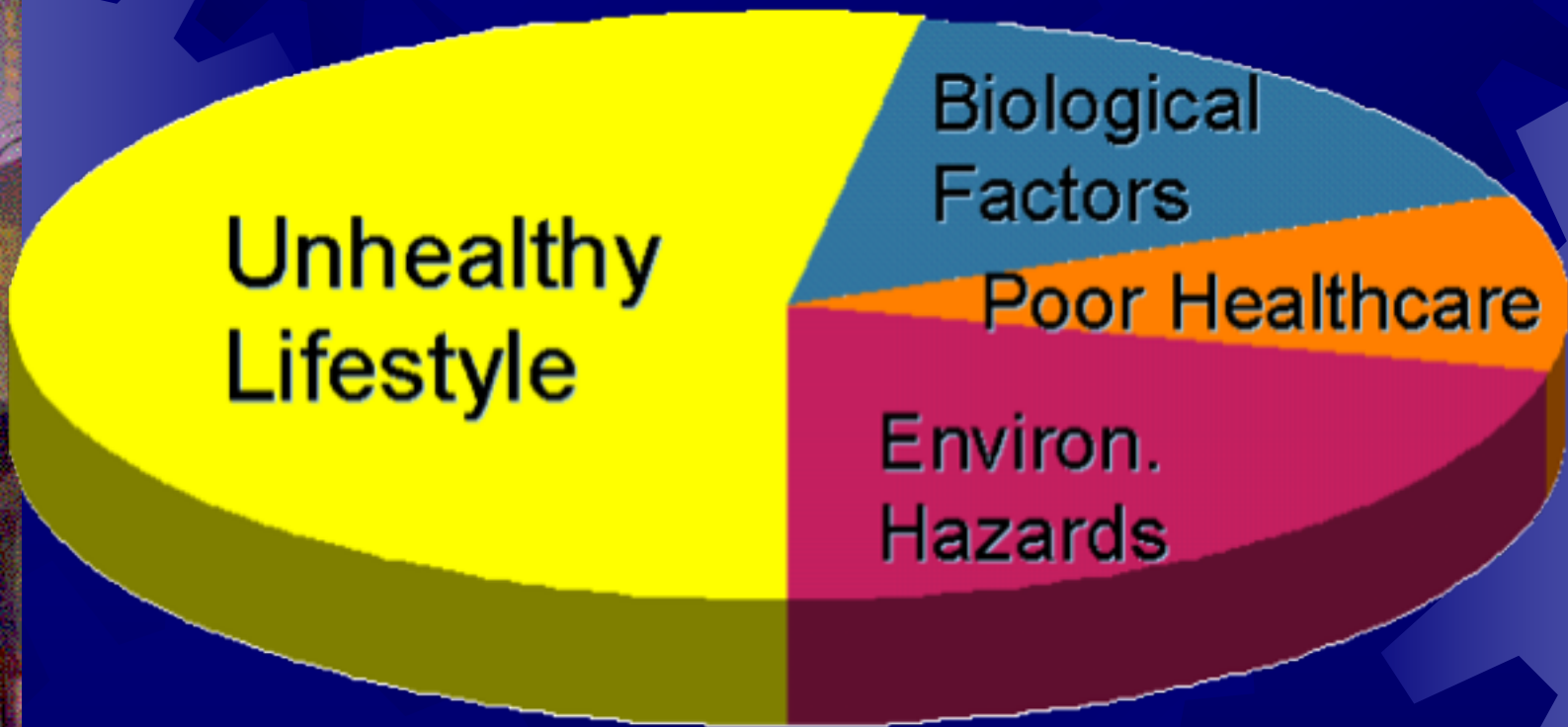
- ☀ Emotion-focused coping strategies:
 1. The escape-avoidance strategy involves shifting your attention away from the stressor and toward other activities
 2. Seeking social support involves turning to friends, relatives, or other people for emotional, tangible, or informational support
 3. In distancing, you acknowledge the stressor but attempt to minimize or eliminate its emotional impact
 4. Denial is a refusal to acknowledge that the problem even exists
 5. Positive reappraisal occurs when you not only try to minimize the negative emotional aspects of the situation, but also try to create positive meaning by focusing on personal growth
- ☀ People usually rely on multiple coping strategies in stressful situations

Coping: How People Deal With Stress

☀ Culture and coping strategies

- ☀ Culture seems to play an important role in our choice of coping strategies
 - Members of individualistic cultures tend to emphasize personal autonomy and personal responsibility in dealing with problems
 - Thus, they are less likely to seek social support in stressful situations than are members of collectivistic cultures
 - Individualistic individuals favor problem-focused strategies
 - In collectivistic cultures, however, a greater emphasis is placed on controlling personal reactions to a stressful situation
 - Rather than trying to control the situation itself
 - Thus, these cultures favor emotion-focused strategies

Causes of Death Before 65



(Powell, et.al, 1986)

Life Event	Mean Value
1. Death of spouse	100
2. Divorce	73
3. Marital Separation from mate	65
4. Detention in jail or other institution	63
5. Death of a close family member	63
6. Major personal injury or illness	53
7. Marriage	50
8. Being fired at work	47
9. Marital reconciliation with mate	45
10. Retirement from work	45
11. Major change in the health or behavior of a family member	44
12. Pregnancy	40
13. Sexual Difficulties	39
14. Gaining a new family member (i.e.. birth, adoption, older adult moving in, etc)	39
15. Major business readjustment	39
16. Major change in financial state (i.e.. a lot worse or better off than usual)	38
17. Death of a close friend	37
18. Changing to a different line of work	36
19. Major change in the number of arguments w/spouse (i.e.. either a lot more or a lot less than usual regarding child rearing, personal habits, etc.)	35
20. Taking on a mortgage (for home, business, etc..)	31
21. Foreclosure on a mortgage or loan	30
22. Major change in responsibilities at work (i.e. promotion, demotion, etc.)	29
23. Son or daughter leaving home (marriage, attending college, joined mil.)	29
24. In-law troubles	29
25. Outstanding personal achievement	28
26. Spouse beginning or ceasing work outside the home	26
27. Beginning or ceasing formal schooling	26
28. Major change in living condition (new home, remodeling, deterioration of neighborhood or home etc.)	25
29. Revision of personal habits (dress manners, associations, quitting smoking)	24
30. Troubles with the boss	23
31. Major changes in working hours or conditions	20
32. Changes in residence	20
33. Changing to a new school	20
34. Major change in usual type and/or amount of recreation	19
35. Major change in church activity (i.e.. a lot more or less than usual)	19
36. Major change in social activities (clubs, movies,visiting, etc.)	18
37. Taking on a loan (car, tv,freezer,etc)	17
38. Major change in sleeping habits (a lot more or a lot less than usual)	16
39. Major change in number of family get-togethers ("")	15
40. Major change in eating habits (a lot more or less food intake, or very different meal hours or surroundings)	15
41. Vacation	13
42. Major holidays	12
43. Minor violations of the law (traffic tickets, jaywalking, disturbing the peace, etc)	11

Now, add up all the points you have to find your score.

150pts or less means a relatively low amount of life change and a low susceptibility to stress-induced health breakdown.